

Jada

Finish Hardware Options

Projects with Bronze by Sun Valley Bronze

Sun Valley Bronze Door Levers (page one of seven pages)

Any of these door levers can be selected in any Sun Valley Bronze Finish



L-101 5 3/4"
Longhorn Lever
Shown in S1 Finish



L-105 5 1/4"
Beaver Tail Lever
Shown in S2 Finish



L-102 4 3/4"
Squirrel Tail Lever
Shown in W2 Finish



L-106 4 1/4"
Square Lever
Shown in W3 Finish



L-103 4 1/2"
Chub Lever
Shown in S3 Finish



L-107 5"
Large Hook Lever
Shown in S1 Finish



L-104 4 1/4"
Small Hook Lever
Shown in W1 Finish



L-108 5 1/2"
Chubba Lever
Shown in S2 Finish

Sun Valley Bronze Door Levers (page two of seven pages)

Any of these door levers can be selected in any Sun Valley Bronze Finish



L-109 4 1/4"
Ring Tail Lever
Shown in S3 Finish



L-113 4 1/2"
Alturas Lever
Shown in S1 Finish



L-110 4 1/4"
Baldy Lever
Shown in W1 Finish



L-114 5 1/2"
Wave Lever
Shown in S2 Finish




L-111 4 7/8"
Flat Lever
Shown in W2 Finish



L-115 5 3/4"
Large Square Lever
Shown in S3 Finish



L-112 4 3/4"
Tube Lever
Shown in S3 Finish



L-116 4"
Quigley Lever
Shown in W1 Finish

Sun Valley Bronze Door Levers (page three of seven pages)

Any of these door levers can be selected in any Sun Valley Bronze Finish



L-117 4"
Twist Lever
Shown in W2 Finish



L-121 5"
Medium Square Lever
Shown in S3 Finish



L-118 5 1/2"
Eddy Lever
Shown in W3 Finish



L-122 5 3/16"
Metro Lever
Shown in W1 Finish



L-119 5 1/2"
Muldoon Lever
Shown in W1 Finish



L-123 4 3/4"
New Twist Lever
Shown in W3 Finish



L-120 5 1/4"
Croy Lever
Shown in S2 Finish



L-124 5"
Carey Lever
Shown in S3 Finish

Sun Valley Bronze Door Levers (page four of seven pages)

Any of these door levers can be selected in any Sun Valley Bronze Finish



L-125 4 1/2"
Camas Lever
Shown in W2 Finish



L-129 5"
Della Lever
Shown in S1 Finish



L-126 5 1/8"
Silver Creek Lever
Shown in W1 Finish



L-130 4 3/4"
Ruby Lever
Shown in W2 Finish



L-127 4 3/4"
Hailey Lever
Shown in S3 Finish



L-131 4 3/4"
Tap Lever
Shown in W3 Finish



L-128 4 3/4"
Stanley Lever
Shown in S2 Finish



L-132 4 1/4"
Little Metro Lever
Shown in W1 Finish

Sun Valley Bronze Door Levers (page five of seven pages)


Any of these door levers can be selected in any Sun Valley Bronze Finish



L-134 5"
Mighty Twisted Lever
Shown in W2 Finish



L-138 5"
Lost River Lever
Shown in S2 Finish



L-135 4 7/8"
Large Quigley Lever
Shown in S1 Finish



L-139 5 1/4"
Aspen Lever
Shown in S1 Finish



L-136 5 1/4"
Snake River Lever
Shown in S2 Finish



L-140 5"
Chubber Lever
Shown in W2 Finish



L-137 5"
Extended Twisted Lever
Shown in W3 Finish



L-141 5 1/2"
Cactus Lever
Shown in S3 Finish

Sun Valley Bronze Door Levers (page six of seven pages)

Any of these door levers can be selected in any Sun Valley Bronze Finish



L-142 5 1/8"
Deco Lever
Shown in W1 Finish




L-147 4 3/4"
Bent Creek Lever
Shown in W2 Finish



L-144 4 1/2"
Zuma Lever
Shown in W2 Finish



L-148 5"
Large Ridge Lever
Shown in W3 Finish



L-145 5 1/2"
Extra Large Quigley Lever
Shown in S3 Finish



L-149 4 5/8"
Ridge Lever
Shown in S3 Finish



L-146 5 1/4"
Triumph Lever
Shown in S1 Finish



L-152 5 7/8"
Bamboo Lever
Shown in S2 Finish

Sun Valley Bronze Door Levers (page seven of seven pages)

Any of these door levers can be selected in any Sun Valley Bronze Finish
(Substantial upcharges apply for levers including wood)



L-154 5"
Galena Lever
Shown in W3 Finish



L-201 4 7/8"
Tube Wood Handle Lever
Shown in S2 Finish with Brazilian Cherry Handle in Medium Finish



L-155 4 1/2"
Whitecloud Lever
Shown in W1 Finish



L-202 4 1/2"
Camas Wood Inlay Lever
Shown in S1 Finish with Reclaimed Apitong Inlay in Dark Finish



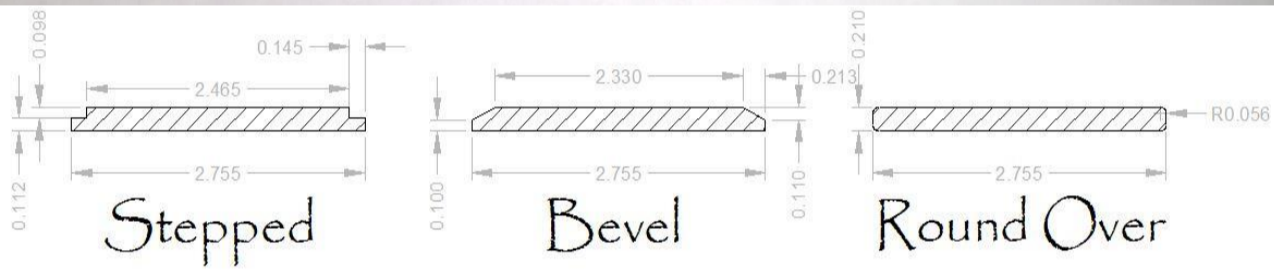
L-200 5 1/4"
Tapered Wood Handle Lever
Shown in W1 Finish with Brazilian Cherry Handle in Dark Finish



L-203 4 7/8"
Flat Wood Inlay Lever
Shown in W1 Finish with Reclaimed Apitong Inlay in Dark Finish

Jada Windows Escutcheon Edge Options

Three offerings: Stepped, Bevel or Round Over
Escutcheons are steel and have the same finish as the sash and frame



Sun Valley Bronze Turn Pieces for Swing Doors

Any of these turnpieces can be selected in any Sun Valley Bronze Finish



TPC - 202
Oval Turn Piece




TPC - 302
Oval Turn Piece



TPC - 306
Ridge Turn Piece




TPC - 326
Swedge Turn Piece




TPC - 741
Contemporary Turn Piece



TPC - 761
Deco Turn Piece



TPC - 767
Gem Turn Piece



TPC - 900
Contemporary Turn Piece

JW Pendant Window Lever by Sun Valley Bronze

SVB (W2) Patina (Lever)

Jada Worn Steel Finish (window)



Sun Valley Bronze Flush Pulls for Sliding Doors

Either of these pull-turnpiece combinations can be selected in any Sun Valley Bronze Finish (pulls not requiring turnpieces are otherwise identical)

Oval



Gem

